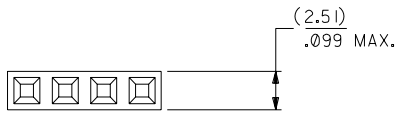


OPTION A

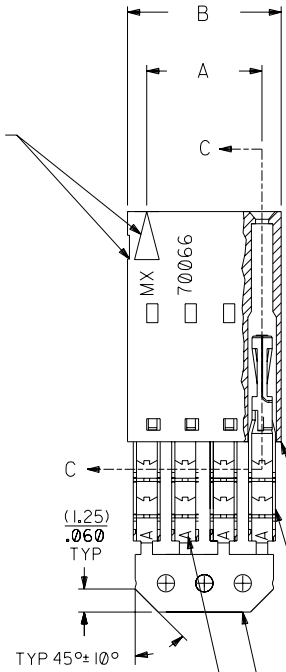


NOTES:

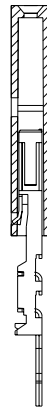
- 1) TO BE USED WITH (24) AWG. STRANDED WIRE WITH (1.35)/.053 DIA. MAX. INSULATION.
- 2) SEE CHART FOR CIRCUIT SIZES.
- 3) STANDARD PACKAGING PER PK-70400-0001. OPTIONAL PACKAGING MAY BE AVAILABLE, REQUEST DWG. PK-70400
- 4) PARTS STACKABLE END TO END AND SIDE BY SIDE ON (2.54)/.100 CENTERS.
- 5) REFER TO PRODUCT SPECIFICATION: PS-70400.
- 6) SEE DWG. SDA-70400-**** (SHT. 5) FOR OPTIONAL HOUSING DETAILS.
- 7) 4 CIRCUIT SHOWN.
- 8) TO MATE WITH MOLEX (2.54)/.100 CENTERLINE HEADERS.

9) 2 CIRCUIT ASSEMBLIES SUPPLIED AS GROUPED PAIRS.

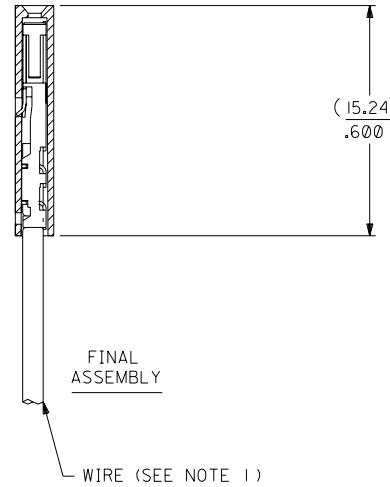
CIRCUIT NO. 1
SLOT OR ARROW



SECTION C-C



PRE-LOADED ASSEMBLY



FINAL ASSEMBLY

HOUSING PART NO. 70066-****
MATERIAL: G.F. POLYESTER, 94V-0

TERMINAL PART NO. 70028-****
MATERIAL: PHOSPHOR BRONZE
PLATING PER ES-88-***

TIN - .000150 MIN. TIN OVER
.000050 MIN. NICKEL PLATE.

*THE PRIMARY SHIPPING CARTON WILL BE LABELED "COMPLIANT TO ROHS DIRECTIVE 2002/95/EC AND ELV ANNEX II OF DIRECTIVE 2000/53/EC". CARTONS WITHOUT THIS LABEL MAY CONTAIN PRODUCT WITH LEAD.

I.D. SLOT CODE TO WIRE GAUGE CHART	
I.D. SLOT CODE	WIRE GAUGE
A	24 AWG.

PLATING CODE (STRIPE ON CARRIER STRIP)	
PLATING	COLOR
TIN	NONE

CKT. SIZE	DIMENSIONS (INCH)		EDP. NO.	ENG. NO.
	A	B		
2	(2.54) .100	(5.05) .199	14-60-0021	A-70400-0001
3	(5.08) .200	(7.59) .299	14-60-0031	A-70400-0002
4	(7.62) .300	(10.13) .399	14-60-0041	A-70400-0003
5	(10.16) .400	(12.67) .499	14-60-0051	A-70400-0004
6	(12.70) .500	(15.21) .599	14-60-0061	A-70400-0005
7	(15.24) .600	(17.75) .699	14-60-0071	A-70400-0006
8	(17.78) .700	(20.29) .799	14-60-0081	A-70400-0007
9	(20.32) .800	(22.83) .899	14-60-0091	A-70400-0008
10	(22.86) .900	(25.37) .999	14-60-0101	A-70400-0009
11	(25.54) 1.000	(27.91) 1.099	14-60-0111	A-70400-0010
12	(27.94) 1.100	(30.45) 1.199	14-60-0121	A-70400-0011
13	(30.48) 1.200	(32.99) 1.299	14-60-0131	A-70400-0012
14	(33.02) 1.300	(35.53) 1.399	14-60-0141	A-70400-0013
15	(35.56) 1.400	(38.07) 1.499	14-60-0151	A-70400-0014
16	(38.01) 1.500	(40.61) 1.599	14-60-0161	A-70400-0015
17	(40.64) 1.600	(43.15) 1.699	14-60-0171	A-70400-0016
18	(43.18) 1.700	(45.69) 1.799	14-60-0181	A-70400-0017
19	(45.72) 1.800	(48.23) 1.899	14-60-0191	A-70400-0018
20	(48.26) 1.900	(50.77) 1.999	14-60-0201	A-70400-0019
21	(50.80) 2.000	(53.31) 2.099	14-60-0211	A-70400-0020
22	(53.34) 2.100	(55.85) 2.199	14-60-0221	A-70400-0021
23	(55.88) 2.200	(58.39) 2.299	14-60-0231	A-70400-0022
24	(58.42) 2.300	(60.93) 2.399	14-60-0241	A-70400-0023
25	(60.96) 2.400	(63.47) 2.499	14-60-0251	A-70400-0024

LTR.	REVISIONS	LTR.	REVISIONS
G	LEAD FREE UCP2004-1769 RWHITE 04/03/17	E	REVISED PER ECR NO. U82110 10-17-88 AAB
FI	ADD CARRIER CHAMF ECN #UDT1998-0280 05/20/98 LMCGRATH	D	REVISE PER ECR #U80110 2/3/88 MJM
F	164 PLATING WAS 102 PER ECR # U30941 07/06/93 REED	C	REDRAWN ON CAD ECR# 8842 5/7/86 W.Z.

DIMENSIONS SHOWN (METRIC) INCH UNLESS OTHERWISE SPECIFIED TOLERANCES: ANGULAR ± 1/2°	
3 PLACE	INCH METRIC
± .010	---
± .014	± 0.25
---	± 0.35

▽ = 0	▼ = 0	REVISE ONLY ON CAD SYSTEM
TITLE: ASSEMBLY, SL CONNECTOR (SINGLE ROW - (2.54)/.100 GRID)		
MOLEX INCORPORATED LITSE, ILL. 60532 U.S.A.		SHEET NO. 10/09/84
PART NO. SDA-70400-0001-0024		DRWG. NO. SDA-70400-0001-0024
SEE CHART		
THIS DRAWING CONTAINS INFORMATION THAT IS PROPRIETARY TO MOLEX INC. AND SHOULD NOT BE USED WITHOUT WRITTEN PERMISSION.		

70400

MFG. SH. REV.

DA C